

الصف الخامس



# أوراق عمل في اللغة الانجليزية

## الصف الخامس

إعداد:

جميل اشتية (منسقاً)      أيمن حمامرة  
رولا خليل      أسمهان عزوني  
إعتدال أبو حمدية

٢٠٠٤

الإدارة العامة للتدريب والإشراف التربوي

المعهد الوطني للتدريب التربوي

---

---

## الإشراف العام:

د. نعيم أبو الحمص، د. غازي أبو شرح، شهناز الفار

الإشراف التربوي والفني: أ. شهناز الفار، صادق الخضور، وليد احشيش

تحرير علمي: د. عمر أبو الحمص

تدقيق لغوي: كهرمان عرفة

التصميم: عبد الجبار دويكات

طباعة: ربيحة عليان.

© جميع حقوق الطبع محفوظة لوزارة التربية والتعليم العالي

هذه الأوراق تمثل وجهة نظر كاتبها ولا يعكس بالضرورة سياسة  
اليونيسف والوكالة الكندية للتنمية الدولية (CIDA).



Name: \_\_\_\_\_



Date: \_\_\_\_\_

## Nationalities



- Aims:** 1) To identify famous places in different countries.  
2) To identify nationalities.  
3) To write nationality words correctly under each picture.

Look at the pictures on the T-shirts and write the suitable nationality word for each child.



.....

.....

.....



.....

.....

.....

عزيزي/ تي المساعد/ ة يرجى مساعدة ابنك / ابنتك على معرفة المواقع الهامة الموجودة على قميص كل طفل وتحديد جنسية كل واحد منهم وكتابتها على السطر أسفل كل صورة.

Name: \_\_\_\_\_

Date: \_\_\_\_\_




## Visiting places





- Aims:** 1) To identify the sentence that describes the picture.  
2) To write the sentences correctly.

Read the sentences below, then write each sentence under the suitable picture.



.....  
.....

.....  
.....



.....  
.....

.....  
.....

They visit the famous buildings and museums.

One of the famous buildings is the Eiffel Tower.

Paris is a big city in France.

Many tourists visit the city.

عزيزي المساعد/ة: راقب/ي طفلك/طفلتك أثناء قراءته/ها للجمل ومن ثم كتابتها وترتيبها تحت الصور المناسبة.

Name: \_\_\_\_\_

Date: \_\_\_\_\_








## Sports



- Aims:** 1) To identify sports words.  
2) To write the correct word under the relevant picture

Read the words in the cloud then write each one under the suitable picture correctly.

basketball, boxing, football, volleyball, wrestling  
swimming, tennis, table tennis, cycling



عزيزي / تي المشارك / ة: يرجى متابعة طفلك / تك وهو / ي يكتب / تكتب الكلمات المعطاة داخل الغيمة والتي تمثل الصور في المستطيلات المخصصة لها أسفل كل صورة

Name: \_\_\_\_\_

Date: \_\_\_\_\_



## Favourite sports



- Aims:** 1) To read a grid.  
2) To form sentences using prefer/s, don't/ doesn't like.

Read the grid below then form correct sentences about students favourite sports using (prefer/s) (don't /doesn't like).

Name	Football	Tennis	Basketball	Volleyball
Laila	X	✓	X	✓
Hani and Adel	✓	X	✓	X
Mohammed	X	X	✓	✓
Areej and Rula	✓	✓	X	X

1) Laila prefers ..... and .....

but she doesn't like ..... and .....

2) .....

3) .....

4) .....

عزيزي/تي المساعد/ة: ساعد/ي ابنك/ ابنتك على قراءة الجدول وتكوين جمل حوله.

Name: \_\_\_\_\_

Date: \_\_\_\_\_



## Classroom survey

- Aims:** 1) To ask and answer questions about likes and dislikes  
2) To fill a grid

Ask five of your classmates about their favourite sports.

e.g: Do you like football?



Note : put ✓ for yes

: put ✗ for no

student: name	volleyball	football	boxing	table tennis	cycling

عزيزي/تي المساعد/ة: ساعد/ي ابنك/ ابنتك على إجراء المسح المذكور

ملاحظة: يمكن تنفيذ هذه الفعالية بالتعاون مع طلبة الصف أو في البيت مع أفراد العائلة



Name: \_\_\_\_\_

Date: \_\_\_\_\_



## Picture story



- Aims:** 1) To recall vocabulary learned in previous lessons  
2) To replace pictures with words.  
3) To identify the word that describes the picture.



**Let us help class 5 rewrite their own letter by replacing pictures with words.**

Dear pen friends,

We're in class five at Tariq basic primary  . Our school is in .

.It is a famous city . Our school is small. There are 300

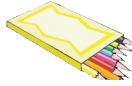


in our school. Our school uniform is  and . Our



name is Miss Laila. There are 30 students in our . Our favourite

lessons are



and



We'd like you to be our friend. Please write to us.

Best wishes from Grade Five.

Dear pen friends,

We're .....

.....

.....

.....

.....

عزيزي/تي المشارك/ة: راقب/ي طفلك/طفلتك وهو/ي يعيد/تعيد كتابة الرسالة مستبدلاً الصور بالكلمات المناسبة  
ملاحظة: يمكن تطوير الفعالية بعد تنفيذها ليكتب/لتكتب كل طالب/طالبة فقرة مشابهة عن مدرسته/ها مستعيناً بالنموذج.

Name: \_\_\_\_\_

Date: \_\_\_\_\_





## Comparing things



- Aims:** 1) To compare things.  
2) To write the correct form of adjective in brackets.

Dear student, compare between the pictures below by writing the correct form of the words in brackets.

1)  The lion is ..... than the cat  . (big)

2)  The brown snake is ..... than the black  
snake  (long).

3)  Rose is ..... than Tom  . (tall)

4)  $100 + 100$  is ..... than  $187 + 140$  (easy).

5)  $7 \times 9$  is ..... than  $3 \times 5$  (difficult)

6)  Sami is ..... than Hassan  . (young)

عزيزي/ تي الطالب/ة: قارن/ي بين الصور الموجودة بكتابة الصفة بين الأقواس بصيغتها الصحيحة.

Name: \_\_\_\_\_

Date: \_\_\_\_\_



## Library form



- Aims:** 1) To read personal information.  
2) To fill in a form.

Heba wants to join the public library in her city. Let us together read her notes and help her fill in the library form.


My name is Heba Massri

I'm ten years old.

I live in Nablus.

I prefer reading stories and comics.

My hobbies are playing tennis and drawing.



### Al- Andalus Public Library

Name: .....

Age: .....

Address: .....

Favourite books: .....

Hobbies: .....



عزيزي / تي المساعد/ة : ساعد/ي ابنك/ابنتك على تعبئة النموذج أعلاه مستعيناً بالمعلومات الواردة في المستطيل أعلاه.

Name: \_\_\_\_\_

Date: \_\_\_\_\_



## Capital letters



**Aims:** 1) To use capital letters correctly.

Dear student, Our friend Ali has written a letter to his friend Ben in England. Ali has a problem in using capital letters. So let us together read his letter and help him re-write it correctly.



al mahed basic school  
bethlehem  
january 2004

dear Ben

how are you? i have good news. next week i'm going on a holiday with my family. we are going to cairo. It is the capital of egypt. i'm going to visit the pyramids at giza. i'm going to stay for two weeks.



عزيزي/اتي المساعد/ة: لقد كتب صديقنا علي رسالة لصديقه «بن» في بريطانيا، ساعده/يه من فضلك على إعادة كتابتها باستخدام الحروف الكبيرة في المكان المناسب.

Name: \_\_\_\_\_

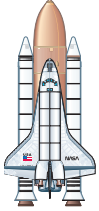
Date: \_\_\_\_\_



## Word game



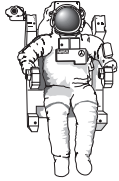
- Aims:** 1) To recognize the picture.  
2) To write the word that stands for the picture.



s	p	a	c	e	s	h	i	p
---	---	---	---	---	---	---	---	---



--	--	--	--	--	--	--	--



--	--	--	--	--	--	--	--



--	--	--	--	--	--



--	--	--	--	--



--	--	--	--	--	--	--	--



--	--	--	--	--



--	--	--	--	--	--

عزيزي / تي الطالب / ة : مع زميلك / زميلتك فكري / اثم أكمل / ا الفراغات : .  
عزيزي / تي المساعد / ة : ساعد / ي ابنك / تك على أن يتعرف / تتعرف على أسماء الصور  
المرفقة ثم كتابة الكلمة الدالة عليها في المربعات .

Name: \_\_\_\_\_

Date: \_\_\_\_\_



## About me

- Aims:**
- 1) To read and understand a short paragraph.
  - 2) To write a paragraph about one's self.
  - 3) To use (but/ and) correctly.



Dear student, Read about Fadi then write about your self.

I'm Fadi. I'm from Egypt. I'd like you to know that I like action films and cartoons. I don't like wild life programmes or sports but my sister does. I like to watch TV after I finish my homework but my father doesn't like TV. He usually turns it off. I often play table tennis with my friends. What about you?

I'm ..... I'm from ..... I'd like you to know that I like ..... and ..... I don't like ..... or ..... but my ..... does. I like to ..... after I finish my homework but ..... doesn't like TV. He usually turns it off. I often play ..... with .....

عزيزي / تي المشارك / ة يرجى مساعدة ابنك / ابنتك في قراءة النص الآتي ثم تابع / ي ابنك / ابنتك وهو / اي يكتب / تكتب فقرة قصيرة عن نفسه / ها .

Name: \_\_\_\_\_

Date: \_\_\_\_\_




## Write in alphabetical order


- Aims:** 1) To read the words correctly.  
2) To write words in alphabetical order.

Dear student, Let us read the following words, then order them alphabetically as in the example.


**Example:**

best basket been button 


..... basket ..... been ..... best ..... button .....

fair fat favourite fine 

.....

easier event everyone early 


.....

wild life want we watch 

.....

throw tennis tour try 

.....

after always action above 

.....

عزيزي / تي المساعد / ة : ساعد / ي ابنك / ابنتك في قراءة الكلمات ثم ترتيبها حسب الحروف الهجائية.

Name: \_\_\_\_\_

Date: \_\_\_\_\_



## Revision




- Aims:** 1) To read the scrambled words.  
2) To form meaningful sentences.  
3) To write the sentences legibly.

### Read, order & write

1) cinema/ my friends/ to/often/ go/ the

My friends .....



2) am / late /never /school / I / for

I .....



3) My parents / to / in / listen/ the / radio/ the evening/ always

My parents .....



4) a holiday/ do /how / often/ have/ you?

How .....



5) My friend / the/ mobile/ talks/ me / to/ the/ usually/on

My friend .....




6) Lubna/ plays/ sometimes/ on / computer / her / brother's

.....



7) watch / My family / always / at / night / T.V

.....



عزيزي المشارك /ة : يرجى مراقبة ابنك / ابنتك وهو يقرأ / تقرأ الكلمات ثم يشكل / تشكل  
منها جملاً ذات معنى .



Name: \_\_\_\_\_

Date: \_\_\_\_\_



## Prepositions of place

- Aims:** 1) To use preposition of place.  
2) To read sentences.



Read the following sentences on page (b) then choose the suitable picture from the page provided and paste it in the correct place on page (A).





عزيزي / تي المساعد/ة : يرجى متابعة ابنك/تك وهو يرتب الأشياء المرفقة ووضعها في المكان المناسب في الصورة حسب التعليمات المعطاة في الصفحة المرفقة.

(b)

## Prepositions of place

- 1) The T-shirt is in the wardrobe.
- 2) The mirror is above the bed.
- 3) The shoes are under the bed.
- 4) The computer is on the table.
- 5) The radio is next to the computer.
- 6) The chair is in front of the table.
- 7) The bag is on the chair.
- 8) The cup is between the computer and the radio



Name: \_\_\_\_\_

Date: \_\_\_\_\_








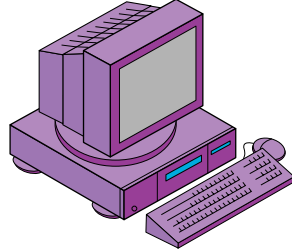

## Choose & write



- Aims:** 1) To recognize the words.  
2) To write the correct word under its relevant picture.

Dear student, Let us help Murad choose the correct word and write it under the relevant picture.

video player, motor bike, whale, bear, radio  
submarine, c d, cow, computer



عزيزي/ تي الطالب/ة: هيا بنا نساعد مراد في اختيار الكلمة المناسبة وكتابتها أسفل الصورة الدالة عليها.

Name: \_\_\_\_\_

Date: \_\_\_\_\_



## Think, complete and write

- Aims:** 1) To recognize words.  
2) To write the words legibly in the puzzle.

Dear student, the following sentences help you to fill the puzzle, read them and fill it.

1) A) Can I ..... your bike, please?

B) Yes, ofcourse




2) I ..... buy a computer.


It's expensive



3) Naheel can buy a .....



or a CD .....

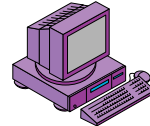


4) ..... is Ali's ..... number?



It's 059298324

5) Do you ..... how to use the computer?



Yes, I move the ..... and .....



on the name of the game.



عزيزي / تي المساعد/ة : يرجى متابعة ابنك / ابنتك أثناء قراءة الجمل الآتية تم كتابة حروف الكلمة في المربعات كما هو في المثال .

والآن هيا نكتب الكلمات الناتجة في المربعات أعلاه :

borrow

.....

.....

.....

Name: \_\_\_\_\_

Date: \_\_\_\_\_



## The word order game


- Aims:** 1) To identify pictures.  
2) To reorder words to form sentences.





1 - to / go/  I/. / by/ school/

2 - often/?/  / do/ watch/ you / How

3 - your / ?/ faster/  / mine/ than/ Is

4 - /  speaks / English/ she/ fluently

5 - meet/ will /  /the / you/ I /  / outside/ at/

عزيزي / تي المساعد/ة : ساعد ابنك/ابنتك على اعادة ترتيب الكلمات لبناء جمل صحيحة  
مستبدلاً الصور بالكلمات.



Name: \_\_\_\_\_

Date: \_\_\_\_\_

## Since or for

- Aims:** 1) To use (since or for) in sentences.  
2) To build up correct sentences.

**Dear student: Do as the example below**

Ashraf has lived at that building since 1998.

Ashraf has lived at that building for seven years.

Al-Jawhara Building	
Ashraf 1998	Mazen 1995
Shadi 2000	Ahmad 1990
Rami 1993	Sami 1985

Mazen .....

.....

.....

.....

.....

.....

.....

.....

.....

عزيزي/ تي المساعدة: أمامك عمارة تحتوي على ست شقق، احسب/ي طول الفترة الزمنية لوجود سكان هذه العمارة بها.  
تذكر أننا الآن في ٢٠٠٥ عند استخدام **for** أجري عملية حسابية. ساعد/ي ابنك/ابنتك على كتابة جمل كما في الأمثلة المذكور أعلاه.

Name: \_\_\_\_\_

Date: \_\_\_\_\_



## Compare

- Aims:** 1) To use comparative forms.  
2) To complete the letter using the correct comparative forms

Long

expensive

big

fast

wide

high

Dear Dania,

Here I am in London! It's great! And it's very different from Ramallah. The roads are ..... and ..... than in Ramallah, the buildings are ..... and ..... and life here is ..... Everyone is in a hurry!

I thought that shops would be ..... than in Ramallah but most things cost about the same.

See you soon

Hala



ذهبت هالة في زيارة لمدينة لندن ، والآن تكتب رسالة إلى صديقتها تحدثها فيها عن الفروق بين المدينتين وذلك باستخدام الصيغة الصحيحة للصفات المكتوبة في المستطيل أعلاه .



Name: \_\_\_\_\_

Date: \_\_\_\_\_

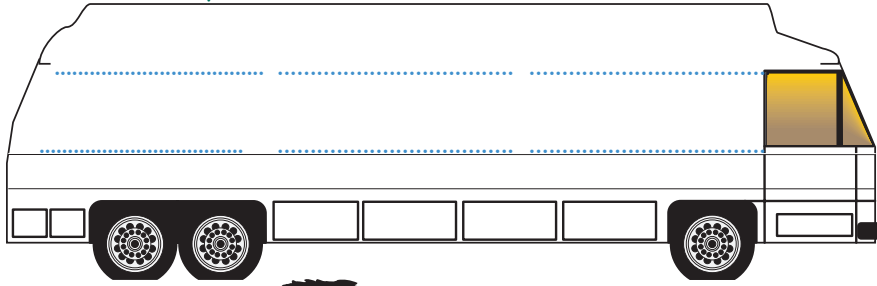
## Categories

**Aims:** 1) To put words in the correct category.


**Dear student:** Put the words in the correct category

Eraser- van- arm- bed- dish- taxi- feet- chair- glass- car- shelves- ruler- plane- legs- table- pen- eyes- forks-head- pencil- train- hands-bag- book- spoons- train- ears, knives- plates

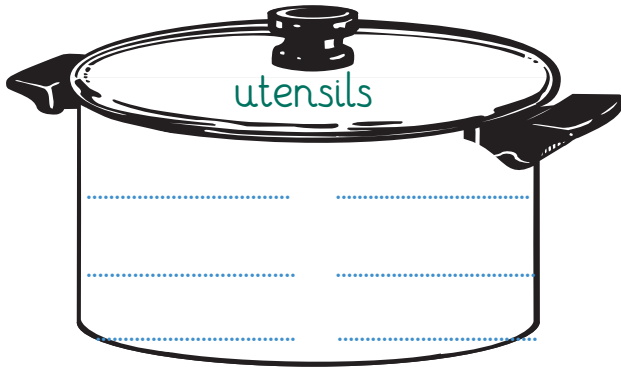

Transport



school



furniture



عزيزي/ تي المساعدة: ساعد/ ي ابنك/ ابنتك على تصنيف الكلمات إلى فئات مختلفة وكتابتها في المستطيلات الدالة عليها أعلاه.



Name: \_\_\_\_\_

Date: \_\_\_\_\_



## Weekend

- Aims:** 1) To talk about future plans.  
2) To write complete sentences.

write sentences about what the children are going to do /aren't going to do in their holiday.



He isn't going to play football.

He is going to do his homework.




She .....

She .....



He .....

He .....



عزيزي / تي المساعد / ة : أمامك مجموعة من الأشخاص سيقضون عطلة نهاية الأسبوع.  
ساعد / ي ابنك / ابنتك في انجاز العمل.

Name: \_\_\_\_\_

Date: \_\_\_\_\_



## The English club



- Aims:** 1) To form Wh-questions.  
2) To fill in the form.

I want to be a member of the English club because I'd like to swim and play tennis with my friends.

Hala went to the English club for an interview.  
Write the questions that were asked to her:



1) What's ..... ?

Hala jabber

2) How ..... ?

I'm 11

3) What ..... ?

2673219

4) What's ..... ?

El. Aqsa School.

5) Where ..... ?

Tulkarm, flat 4. Haifa street

6) What would ..... ?

I'd like to swim and play tennis with my friends

**Dear student: Help Hala to fill in this application form to join the English club.**

The English Club Form	
Name	
Age	
Address	
Telephone	
School	
Hobbies	

عزيزي/ تي المساعد/ة: ساعد/ ي ابنك/ تك على كتابة السؤال وتعبئة نموذج العضوية  
للانضمام لنادي اللغة الانجليزية.

Name: \_\_\_\_\_

Date: \_\_\_\_\_



## Coded message

**Aims:** 1) To rearrange sentences.

**Dear student:** Rearrange the sentences to write a complete letter.

Dear Hala,

new friends and some of our teachers,

I am so happy to invite you and your

niece to my birthday party . I invited

Bring me some presents so

Uncle Ahmad will take you back home

Let's have fun and enjoy our time. my

and they will. they'll

So don't worry about being late

Where is the party now? .....

عزيزي الطالب/ة: وجدت هذه الرسالة ممزقة ، أعدها مرتبة ثم خذ الحرف الأول في الكلمة الأولى لكل فقرة لمعرفة أين ستقام الحفلة .

عزيزي/ تي المساعد/ة: ساعد/ ي ابنك/ تك على إعادة ترتيب الرسالة الممزقة أعلاه.



Name: \_\_\_\_\_

Date: \_\_\_\_\_

## Read and find

- Aims:** 1) To spell words correctly.  
2) To find the suitable words in the crossword.  
3) To identify the sounds

**Dear student: complete the following sentences by finding the suitable word in the puzzle.**

جميع الكلمات لها نفس الصوت في كلمة more

- 1- The opposite of long .....
- 2- The opposite of big .....
- 3- Two + two = .....
- 4- Open the .....
- 5- He is 40 years .....
- 6- The simple past of see .....
- 7- The simple past of buy .....
- 8- We eat with .....
- 9- We write on the board with .....
- 10- Don't sit on the .....

عزيمي / تي ولي / ة الأمر : تابع / ي ابنك / تك وهو / ي يملاً / تملأ الجمل أعلاه بالكلمات المناسبة من الجدول التالي .

m	b	o	u	g	h	t	k	r	o	f
f	l	a	m	s	m	a	l	l	o	o
o	m	t	n	h	w	d	o	o	r	r
u	y	t	q	o	i	l	w	a	s	k
r	x	z	t	r	o	c	h	a	l	k
n	d	c	a	t	l	o	s	n	a	h
f	l	o	o	r	d	n	l	t	e	t

Name: \_\_\_\_\_

Date: \_\_\_\_\_



## Dania's daily routine

- Aims:** 1) To form sentences based on a grid.  
2) To use adverbs of frequency correctly.

**Dear student: Form sentences using the information in the grid and write them in the spaces provided. Do as the example below the table.**

	always	usually	Never
* get up at 7 o'clock		✓	
1- make her bed	✓		
2- has breakfast	✓		
3- go to school by car			✓
4- play basketball in the afternoon		✓	
5- watch T.V in the evening		✓	
6- go to bed late			✓

\* Dania usually gets up at 7 o'clock.

1) .....

2) .....

3) .....

4) .....

5) .....

6) .....

عزيزي / تي المساعد/ة : ساعد / ي ابنك / تك على تكوين جمل من الجدول كما في المثال  
وكتابتها في الفراغات أعلاه.

Name: \_\_\_\_\_

Date: \_\_\_\_\_






## Who am I?

- Aims:** 1) To match the pictures to the texts.  
2) To write the name of the animal in the blank.

**Dear student: Read, match and write.**

- 1- I am a heavy animal. I can't sleep on the floor. I have four legs. I live in the forest. Who am I? .....
- 2- I am a dangerous animal. I live in the forest. I eat other animals and I'm very strong. Who am I? .....
- 3- I am a small animal.. I am so friendly, I live in houses. I eat cheese and drink milk. Who am I? .....
- 4- I am a good friend of man. I eat meat. I look after houses. Who am I? .....
- 5- I am a small bird. I have feathers. People like to eat my meat and my eggs. Who am I? .....



عزيزي/ تي المساعد/ة: ساعد/ ي ابنك/ تك على القراءة والربط بين الحيوانات والجمل  
وكتابة اسم الحيوان في الفراغ.

Name: \_\_\_\_\_

















Date: \_\_\_\_\_



## Write about them

**Aims:** 1) To write meaning full sentences.

**Dear student: Write meaningful sentences using the information in the table below.**

Name	City	Age	Job	Hobby
Sami 		30		
Sally 		35		
Sara 		25		
Tom 		23		

Sami lives in Cairo. He is 30 years old. He is a computer expert. His hobby is swimming.

1) .....

.....

2) .....

.....

3) .....

.....

4) .....

عزيزي/تي المساعد/ة : ساعد/ي ابنك/ابنتك في كتابة جمل صحيحة مستفيدا من الصور والمعلومات الموجودة في الجدول.



Name: \_\_\_\_\_

Date: \_\_\_\_\_

## School report

**Aims:** 1) To write the names of school subjects

Dear students: Fill in the table as the given example.

Music, Art, English, French, History, Mathematics, Sport.

Subject	Grade	Teacher's remarks
English	75	Writing is good but her spelling is bad.
.....	80	"Good. her holiday in France has helped her a lot.
.....	65	Not very good. She still uses her fingers to count
.....	60	She does not like this subject-especially singing.
.....	93	Dania always tries hard. She is a very good tennis player and also swims very well.
.....	90	Excellent work. She already knows a lot about ancient Egypt and is clearly interested in the past.
.....	70	Quite good. She draws well and knows how to use colours in her painting.

Muna's worst subject is .....

Her best subject is .....

عزيزي/تي ولي/ة الأمر: ساعد/ي ابنك/ابنتك على تعبئة النموذج كما هو مبين في المثال.



Name: \_\_\_\_\_

Date: \_\_\_\_\_




## Picture Story


**Aims:** 1) To identify words that refer to pictures.  
2) To spell words correctly.

**Dear student: re-write the letter replacing the pictures with words.**

One  day last week, Niveen  her  Suzanna.



Niveen asked Suzanna "Do you want to come to the  with

me and my ?"



"Yes I'd like to," said Suzanna. "What  are you going?"


"About  o'clock" said Niveen.

"Shall I bring some  with me?" asked Suzanna.

"No, my  will make them. You can bring some ," Said Niveen.

"Shall I meet you at your ?" asked Suzanna.

"No, My mum has got a  and we will come to your  and pick you up," said Niveen.

"I shall wait for you at the ,

عزيزي/تي المساعد/ة : ساعد/ي ابنك/ ابنتك على اعادة كتابة النص مستبدلاً الصور  
بالكلمات التي تدل عليها.



Name: \_\_\_\_\_


Date: \_\_\_\_\_

## Word flowers

- Aims:** 1) To recognize rhyming words.  
2) To classify words according to vowel sounds.

**Dear student: Write the words in the suitable flower that has the same sound.**

One – space – farm – spoon – saw – done – play – four –  
soon – car – sun – say – more – jar – run – stay – walk –  
fruit – march – cup – cake.



عزيزي/ تي الطالب/ة : أمامك مجموعة من الكلمات صنفها/ يها أو وزعها/ يها على الورود الموجودة في الحديقة حسب صوت حرف العلة الموجود في كل كلمة.  
عزيزي/ تي المساعد/ة : ساعد/ ي ابنك/ ابنتك في إعادة توزيع الكلمات على الزهور المناسبة حسب الصوت المشابه.

Name: \_\_\_\_\_

Date: \_\_\_\_\_

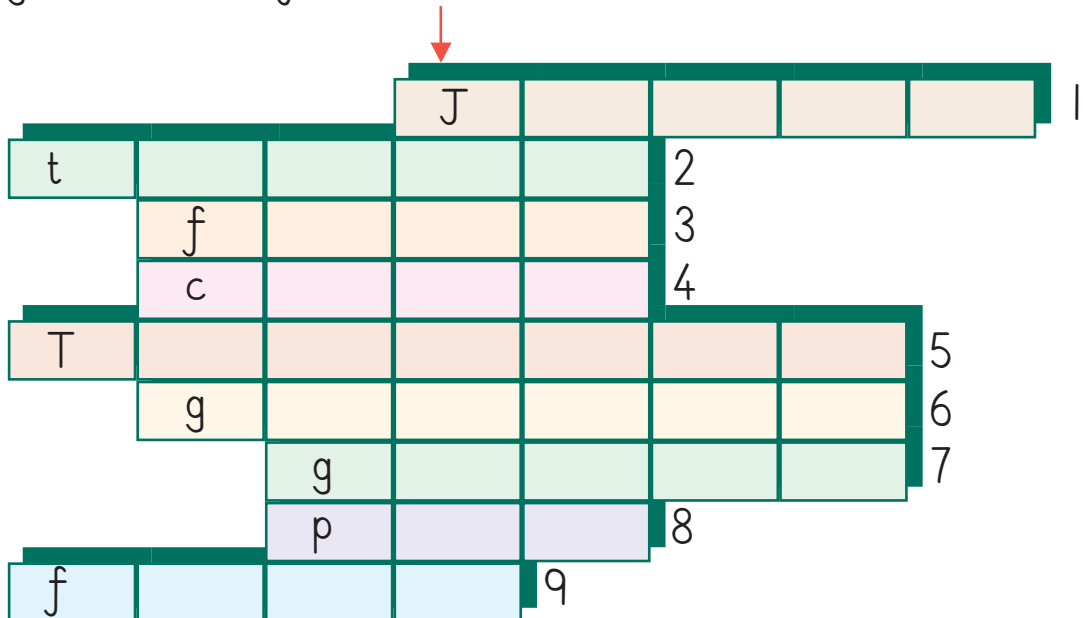


## The mystery word

**Aims:** 1) To spell words correctly.

**Dear student:** Fill in the puzzle with suitable words that start with the letters provided.

- 1- I like to drink orange j .....
- 2- One, two, t .....
- 3- Animals live on a f .....
- 4- Please, visit our English c .....
- 5- The fourth day of the week is T .....
- 6- I like eating g .....
- 7- Bring me a g ..... of water
- 8- I can't write with a p .....
- 9- Did you watch the f ..... on T.V?



عزيزي/تي المساعد/ة : ساعد/ي ابنك/ابنتك على تعبئة الأحجية بالكلمات المناسبة والتي بدايتها الحروف المعطاه في كل فراغ ومعرفة الكلمة التي يشير إليها السهم.

Name: \_\_\_\_\_

Date: \_\_\_\_\_



## Spell and order

**Aims:** 1) To spell words correctly.

**Dear student:** Re-order the letters in the boxes to form correct words, then write the words of the relevant pictures on the lines.

orctdo



.....

tauasrotn



.....

mferar




.....

usrne




.....

tentsisci



.....

tcaerhe



.....

عزيزي/ تي المساعد/ة : ساعد/ ي ابنك/ ابنتك على إعادة ترتيب الأحرف بالشكل الصحيح لتكوين كلمات صحيحة تعبر عن الصور.

Name: \_\_\_\_\_

Date: \_\_\_\_\_

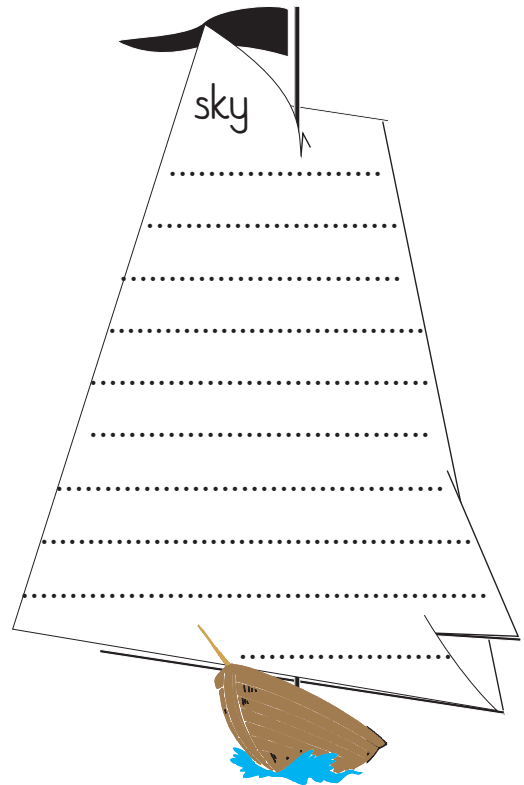
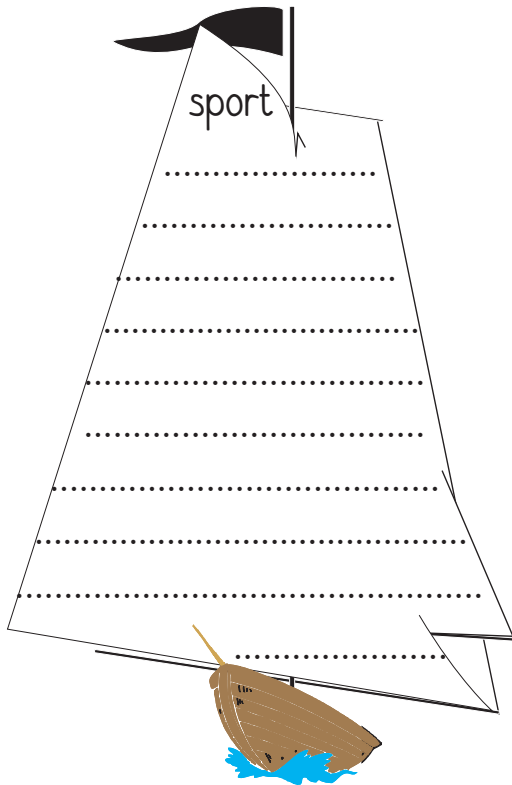


## Rhyming words

- Aims:** 1) To recognize words that rhyme  
2) To classify words.  
3) To form sentences.

Classify the words of similar sounds and write them in the ship that carries the same sound.

Hi walk cry more saw dry wall small fly  
night short my tall ball like door high kite  
why slow bike broke floor four



هيا نكون جملاً مفيدة باستخدام بعض الكلمات الموجودة في السفينتين.

This is a .....

He is a ..... man

I am .....

عزيزي/ تي المساعدة : ساعد/ ي ابنك/ ابنتك على تصنيف الكلمات حسب صوت الكلمة وكتابتها في السفينة المناسبة.



Name: \_\_\_\_\_

Date: \_\_\_\_\_

## Think and write

- Aims:** 1) To identify the words.  
2) To classify the words in categories.

**Dear student: Classify the words into groups by writing them in the suitable boxes.**

Wolf – ninety – skirt – football – biscuits – tennis – teacher – apricots  
– white – frog – hundred – librarian – sweets – basketball – tiger –  
ice-cream – shirt – forty – olives – dentist – mouse – pink – chicken –  
yellow – volleyball – black – sweater – ten – tracksuit, pilot, fifteen.

sports .....

.....

.....

food .....

.....

.....

animals .....

.....

.....

jobs .....

.....

.....

clothes .....

.....

.....

colour .....

.....

.....

numbers .....

.....

.....

عزيزي/ تي المساعد/ة : ساعد/ ي ابنك/ ابنتك على تصنيف الكلمات إلى مجموعات  
وكتابتها في الصناديق المناسبة.

Name: \_\_\_\_\_














Date: \_\_\_\_\_



## Compare

**Aims:** 1) To compare between things.

**Dear student:** Make sentences using the suitable comparative form of adjectives given between brackets, and write them in the given spaces.

 yesterday	 today (hot)	Today is hotter than yesterday..... ..... .....
	 (big)	The..... ..... .....
	 (fast)	The..... ..... .....
	 (cold)	The..... ..... .....
 Ali (8)	 (old)	The..... ..... .....
 T.V 100 J.D	 (expensive)	The..... ..... .....
 radio 20 J.D		

عزيزي/ تي المساعد/ة : ساعد/ ي ابنك/ ابنتك على تكوين جمل بصيغة المقارنة مستخدما الصيغة الصحيحة للصفات التي بين الأقواس وكتابتها في المكان المخصص لذلك .



Name: \_\_\_\_\_

Date: \_\_\_\_\_

## Read and correct

**Aims:** 1) To correct the story and rewrite it below.

**Dear student:** Correct the story using information from the picture.

Hani is eating his lunch. He is drinking a glass of milk. He is eating two eggs. He is eating a piece of cheese. There is a fork and two knives on the table. The window is closed because it is a rainy day. It is 8.30.



Hani

.....

.....

.....

.....

.....

.....

.....

.....

عزيزي/ تي المساعد/ة : ساعد/ ي ابنك/ ابنتك على تصحيح القصة بأخذ المعلومات الصحيحة من الصورة.




Name: \_\_\_\_\_

Date: \_\_\_\_\_

## I am going to.....

- Aims:** 1) To talk about future plans.  
2) To form sentences using going to.

**Dear student:** Talk about the future plans and write sentences using “going to” as in the example.



1) Sami is going to buy a hat.

2) Hala .....

3) .....

4) .....

5) .....

6) .....

عزيزي/تي المساعد/ة : ساعد/ي ابنك/ابنتك على كتابة جمل كما في المثال .

Name: \_\_\_\_\_

Date: \_\_\_\_\_



## Punctuate

- Aims:** 1) To identify punctuation mistakes.  
2) To use capital letters and punctuation marks correctly.

**Dear student: Punctuate the following sentences then re-write them correctly.**

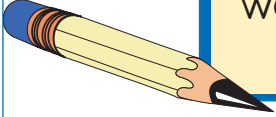
عزيزي / تي المساعد/ة : ساعد/ي طفلك في تصحيح الأخطاء الواردة على السبورة .

i want to drink milk

he can speak english

can you ride a bike

we went to jerusalem last month



.....

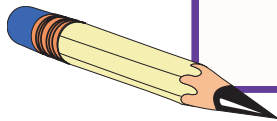
.....

.....

.....

.....

.....



عزيزي / تي المساعد/ة : ساعد/ي ابنك/نتك في كتابة الجمل مستخدماً علامات الترقيم المناسبة.

Name: \_\_\_\_\_

Date: \_\_\_\_\_



## The alphabet houses

- Aims:**
- 1) To identify words that begin with the same letter.
  - 2) To arrange the words alphabetically.
  - 3) To differentiate between the three letters b,d,p

**Dear student:** The words in the garden live in the houses. It's bed time and they should go into the houses in alphabetical order. Read the words and place them on the steps of the house with the same letter.

The image shows three houses with orange roofs and green walls. Each house has a brown door and two yellow windows. The houses are labeled 'a house', 'd house', and 'p house'. Each house has five yellow steps leading up to the door. Words are placed on the steps and around the houses:

- a house:** bandage (left), dance (left), picnic (left), beside (left), danger (bottom), pipe (top right)
- d house:** pineapple (bottom)
- p house:** biscuits (top right), drop (right), birthday (right), present (right), date (bottom)

المساعدة/ة العزيزة: ساعد/ي ابنك/ابنتك في ترتيب الكلمات هجائياً وكتابتها في الفراغات المخصصة على درج البيت المناسب لها.

Name: \_\_\_\_\_

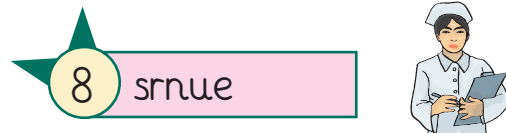

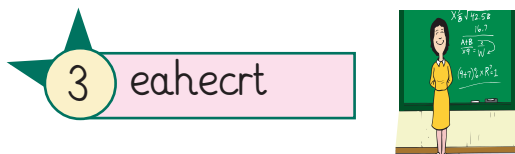
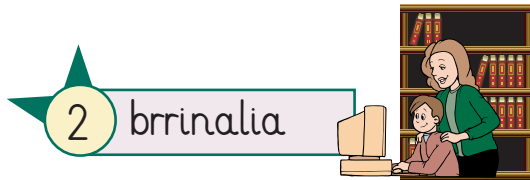
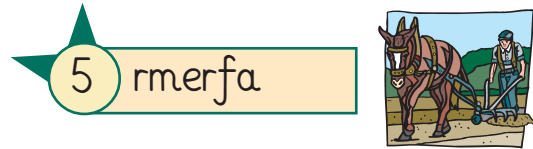
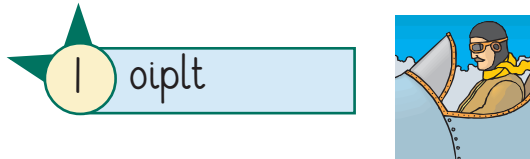
Date: \_\_\_\_\_



## Spell well

- Aims:** 1) To recognize names of jobs.  
2) To write names of jobs correctly.  
3) To complete sentences.

Dear student: Write the name of the jobs correctly then complete the sentences.



Tell your mother and father what kind of job each person in the picture does for living. Write down the name of each job correctly

- 1 I can see a farmer ..... 5 I .....
- 2 I can see a ..... 6 I .....
- 3 I can see a ..... 7 .....
- 4 I can ..... 8 .....

عزيزي/تي المساعد/ة: ساعد/ي ابنك/تك على إعادة كتابة الكلمات بشكل صحيح  
ومن ثم إكمال الجمل.

Name: \_\_\_\_\_

Date: \_\_\_\_\_

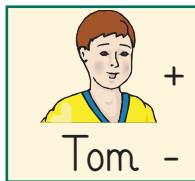


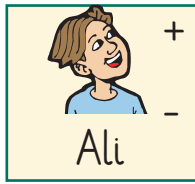


## Making plans for the holiday

- Aims:** 1) To write sentences using be "going to »  
2) To talk about plans for the holidays

Dear student: Match and write sentences as shown in the given example.

ملحوظة ولي/ة الأمر : إشارة سالب تعني «نفي» وإشارة موجب تعني «مثبت»



play tennis

go to the zoo

stay at home

visit his her uncle

go to Syria

go to Egypt

see the sea

swim in the sea

Ali is going to swim in the sea. He's not going to go to the zoo.

Hala .....

Nadia .....

Tom .....

عزيزي/تي المساعد/ة : ساعد/ي ابنك/تك على كتابة جمل مستخدما «be going to do» كما في المثال

Name: \_\_\_\_\_

Date: \_\_\_\_\_




## Spell well

- Aims:** 1) To recognize words of places  
2) To write names of places correctly.

**Dear student: Naughty Dilly changed all the names of places in this street.  
Re-Write them correctly**

clsoh



upmrkarseet




wimismng lopo



ospt ffceoi



huchrc



osqume



rstearunat



عزيزي/ تي المساعد/ة: ساعد/ ي ابنك/ تك على إعادة ترتيب حروف كل كلمة  
بشكل صحيح لتدل على الصورة المرفقة بها.

Name: \_\_\_\_\_

Date: \_\_\_\_\_

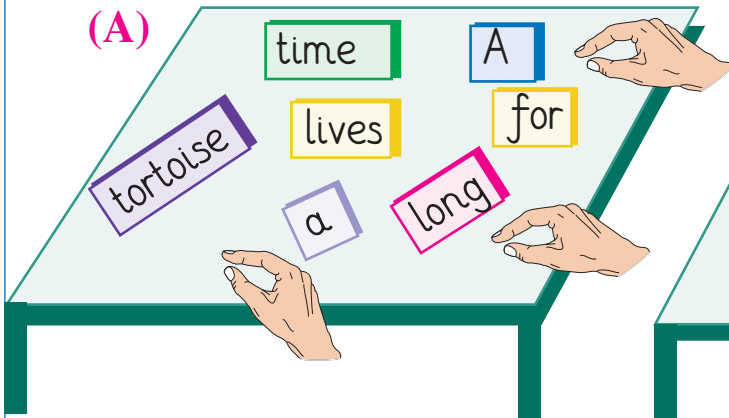


### Scrambled words

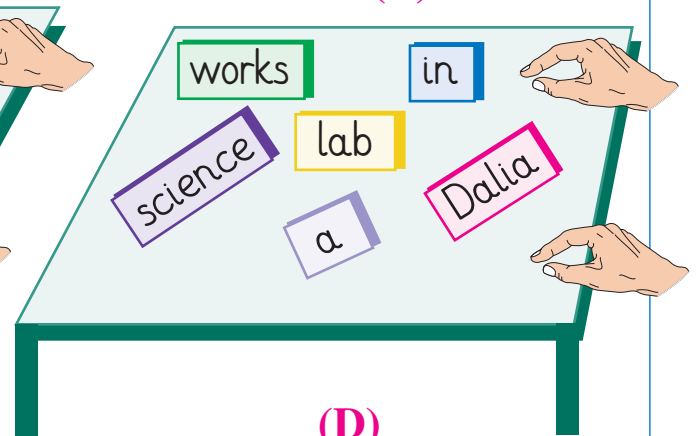
- Aims:** 1) To recognize word order  
2) To rearrange words to form meaning full sentences

Re- order the scrambled words to form meaningful sentences and write them in the spaces provided.

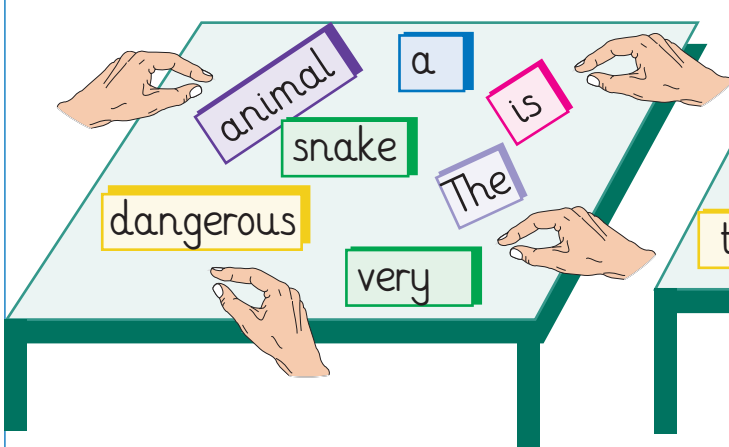
(A)




(B)



(C)



(D)



Write the sentences

A .....

B .....


C .....

D .....

عزيزي / تي المساعد / ة : ساعد / ي ابنك / تك على إعادة ترتيب الكلمات لتكوين جمل مفيدة وكتابتها في الفراغ .

Name: \_\_\_\_\_

Date: \_\_\_\_\_



## People on the plane

- Aims:** 1) To recognize words that refer to nationalities  
2) To order the words that refer to nationalities alphabetically.

**Dear student:**

The children on this plane are going to the moon.

You are one of them


What is the number of your seat?

It's .....

(1)



(2)




(3)



(4)



(5)



The nationalities are:

Egyptian

Canadian

Australian

Palestinian

Jordanian

عزيزي/تي المساعد/ة: ساعد/ي ابنك/ تك على ترتيب جنسيات الأطفال المسافرين  
على متن الطائرة هجائياً كل في مكانه المخصص له.



Name: \_\_\_\_\_

Date: \_\_\_\_\_



## Think and copy

- Aims:** 1) To recognize the sentences that describe the picture  
2) To write the true sentences

**Dear student:**

**Read the sentences:**

- The farmer has a goat.
- He is looking at his shoes.
- The wolf is hiding behind the tree
- The wolf is watching the farmer
- The farmer gave the goat to the wolf.



**Write the true sentences only**

.....

.....

.....

.....

.....

.....

.....

عزيزي/ تي المساعد/ة : ساعد/ ي ابنك/ تك على كتابة الجمل التي تصف الصورة المناسبة وكتابتها في المكان المخصص لذلك .

Thank you

توقيع ولي/ة الأمر:

Name: \_\_\_\_\_

Date: \_\_\_\_\_



## Words that rhyme

**Aims:** 1) To identify words with the same rhyme

Read all the words, then match the words in the drops of water to the wells with the same rhyming word.

Wells and their words:

- Well 1: mouse
- Well 2: nose
- Well 3: moon
- Well 4: door

Water drops and their words:

- house
- soon
- blue
- boat
- home
- sport
- how
- throw
- court
- low
- through
- chose
- ball
- two
- sour
- cow
- goat
- bounce
- go
- two
- so
- ground

عزيزي/تي ولي الامر: ساعدني ابنك/ابنتك في توصيل الكلمات المبعثرة في البئر الذي يحمل نفس الصوت.

Name: \_\_\_\_\_


Date: \_\_\_\_\_



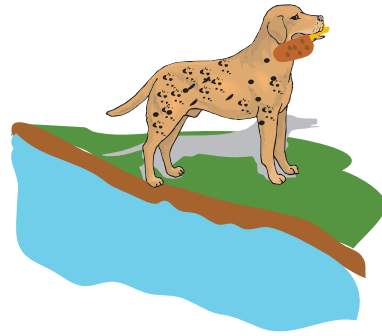
## Making a story

**Aims:** 1) to identify sentences that describe pictures.  
2) to recognize sequence of events.


Dear student: Match sentences with pictures; write the sentences under the pictures.




.....  
.....



.....  
.....



.....  
.....



.....  
.....

- He looked into the water. He thought there was another dog
- He lost the piece of meat. He had no meat at all.
- A dog was carrying a piece of meat in his mouth.
- He barked. The piece of meat dropped into the water.

عزيزي/تي المساعد/ة : ساعد/ي ابنك/ ابنتك على كتابة الجملة تحت الصورة الدالة عليها في المكان المخصص لذلك .