

الصف الرابع



تم اعداد أوراق العمل بدعم من
الوكالة الكندية للتنمية الدولية (CIDA)

أوراق عمل في اللغة الانجليزية

الصف الرابع

إعداد وتأليف

خالد حماد

هدى أبو عرقوب

ريما العاصي

رلى خليل

٢٠٠٤

المركز الوطني للتدريب التربوي

الإدارة العامة للتدريب والإشراف التربوي

الإشراف العام:

د. نعيم أبو الحمص، د. غازي أبو شرح

الإشراف التربوي والفني: أ. شهناز الفار، صادق الخضور، وليد احشيش

تحرير علمي: د. باسمه عاهد

التصميم: مراد راتب

طباعة: جميلة أبو خمسة

© جميع حقوق الطبع محفوظة لوزارة التربية والتعليم العالي

هذه الأوراق تمثل وجهة نظر كاتبها ولا يعكس بالضرورة سياسة
اليونيسف والوكالة الكندية للتنمية الدولية (CIDA).

Name: _____




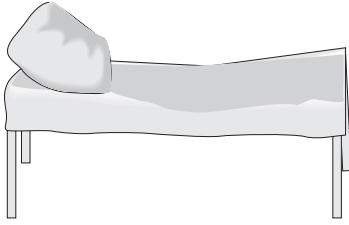
Date: _____

Furniture

- Aims:** 1) To revise vocabulary learned in previous years.
2) To label the words with pictures.

المساعد/ة العزيز/ة ، ، هيّا بنا نساعد: على اختيار الكلمة المناسبة
وكتابتها أسفل الصورة الممثلة لها

Bed	chair	table	television	telephone	rug	mirror	radio	Wardrobe
-----	-------	-------	------------	-----------	-----	--------	-------	----------



Name: _____

Date: _____

Who, Where, What, Why

Aims: 1) To complete the questions by choosing the suitable word.
"Who, Where, What and Why".

الطالب/ة العزيز/ة ، هيا بنا نساعد على إكمال الأسئلة باستخدام صيغة السؤال المناسبة.



Who, Where, What, Why

1. Who is cleaning the chalkboard?
The teacher is.



2. is the girl doing?
Playing tennis




3. is Salwa?
She is in her bedroom



4. does the teacher say?
Stand up quickly.

5. is the boy running?
To catch the bus.



6. is correcting notebook?
The teacher.




Name: _____








Date: _____

Prepositions 1

- Aims:** 1) To revise vocabulary items from previous lessons.
2) To complete the given sentences using the correct object and preposition.

المساعدة/ العزير/ ة ، ، إن تعبئة الفراغات بحرف الجر المناسب يؤدي الى تكوين
جملة صحيحة ، لذا نرجو مساعدة طفلك لإنجاز هذا العمل .



- 1) The bag is on the table.
- 2) The  is the table.
- 3) The  is the table.
- 4) The  is the chair.
- 5) The  is the table.
- 6) The  is the chair.
- 7) The  is the table.
- 8) The  is the box and the chair

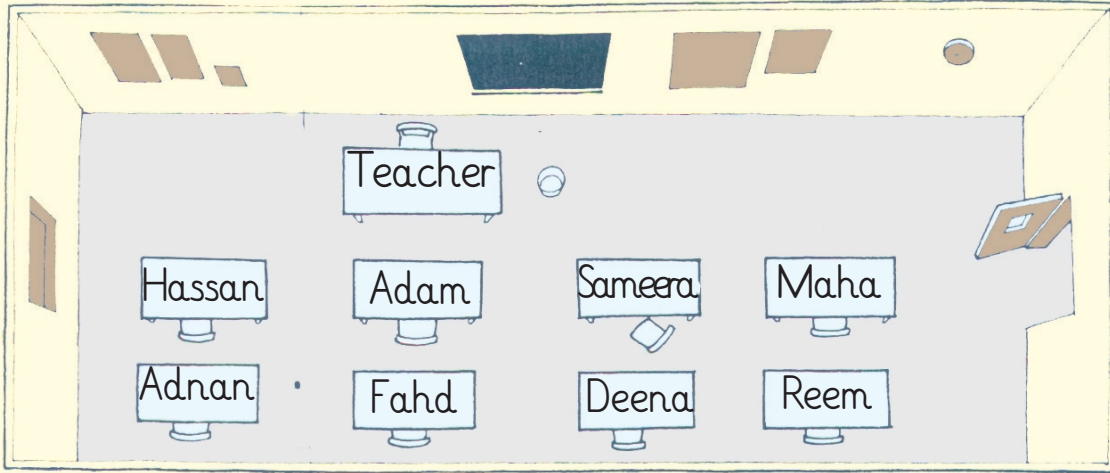
Name: _____

Date: _____

Prepositions 2

Aims: To answer each question by writing the name of the student .

ولي / ة امر الطالب / ة ، ساعد طفلك بالإجابة عن الاسئلة المتضمنة لحروف الجرّ وذلك بكتابة اسم الطالب المقصود .



- 1) Who sits between Adnan and Deena? **Fahd**
- 2) Who sits next to Sameera?
- 3) Who sits opposite Adam?
- 4) Who sits next to the door?
- 5) Who sits next to the window?
- 6) Who sits between Fahd and Reem?
- 7) Who sits between Hassan and Sameera?.....
- 8) Who sits behind Maha?
- 9) Who sits in front of Adnan?
- 10) Who sits on the right of Adam?

Name: _____

Date: _____

Colours

- Aims:** 1) To read the sentences about colours.
2) To colour the given pictures.

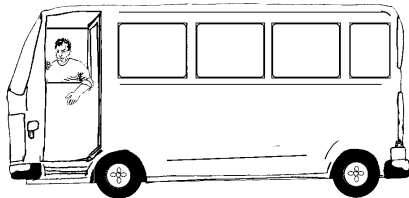
المساعد/ة العزيز/ة ، ، ساعد طفلك على قراءة الجمل ثم تلوين الصور كل حسب الألوان الواردة في كل جملة .




The plane is red, green , and black



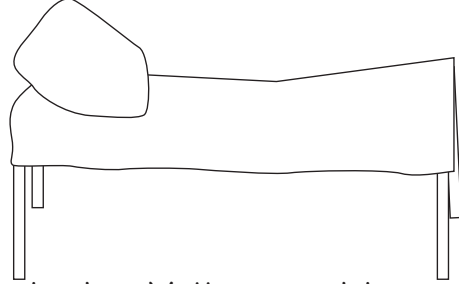
The flowers are pink and White




The bus is yellow and brown



The Dome of the Rock is blue and yellow.




The bed is Yellow and brown



The car is blue and grey



The cup is black and white



The garden is.....,
.....and.

Name: _____

Date: _____

Past Action

- Aims:** 1. To fill in gaps with simple past verbs.
2. To write about what you did last week.

الطالب/ة العزيز/ة ، استخدم صيغة الفعل الماضي لتعرف ماذا فعل علي في الأسبوع الماضي عندما زار عمته في غزة، ثم اكتب/ي عما فعلته أنت في الأسبوع الماضي .

Last week Ali (visit) his aunt. She
(cook) him Mansaf, it (is) delicious. He
(play) with his cousins; Ahmed and Salwa and then
they..... (go) to the beach to swim . He had fun !

What about you ? What did you do last week?

I

.....

.....

.....

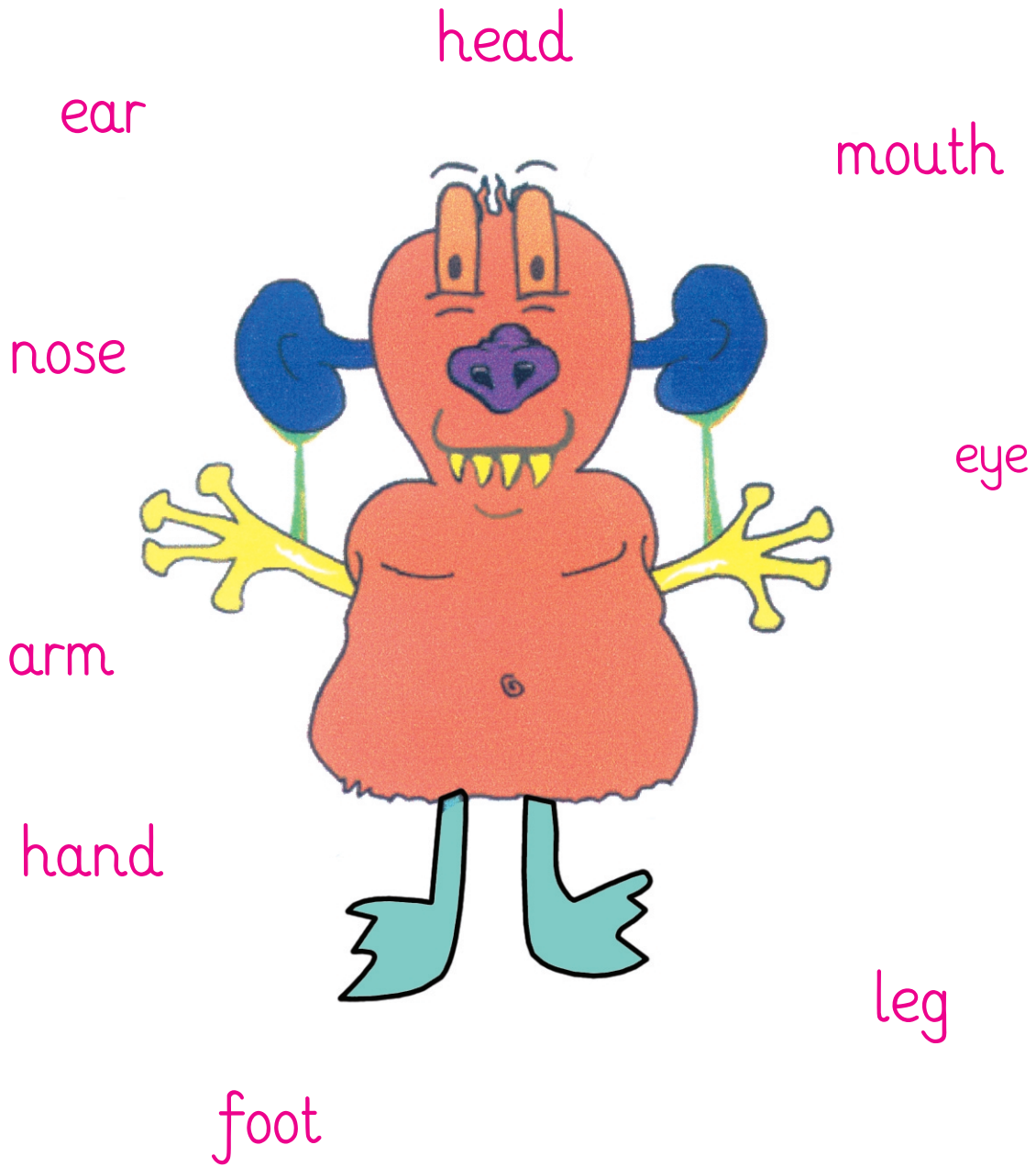
Name: _____

Date: _____

Body Parts

Aims: To match the parts of the body.

هيا بنا نصل كل كلمة مع الجزء الذي يمثلها.



Name: _____

Date: _____

About My Body

Aims: To find out the hidden parts of the body.

هيا نبحت عن أعضاء الجسم .

R	E	F	Q	A	Y	H	E	A	D
M	A	I	K	R	B	E	Y	S	E
L	R	N	B	M	O	I	E	W	A
E	S	G	R	S	N	B	O	D	Y
G	S	E	A	E	E	N	Z	V	F
S	C	R	I	E	S	R	I	Q	O
G	N	K	N	H	A	I	R	P	O
J	F	A	C	E	D	J	J	Z	T



arms

ears

foot

body

eye

hair

bones

face

head

brain

finger

legs

Name: _____

Date: _____

Possessive

Aims: To fill in gaps with your , my , his , her , our.

هيا بنا نكتب عن ما نملكه وما يملكه الآخرون .





This is
book



That's
book.

That's
bag.



That's
Classroom



Name: _____

Date: _____

Vocabulary Picture

- Aims:** 1) To recognize words
2) To write the correct word under its relevant picture

المساعد/ة العزيز/ة ، ، ساعد/ي طفلك في تمييز المفردات وكتابة الكلمة المناسبة تحت الصورة الممثلة لها .

Write the words under the pictures

tea

oranges

milk

cake

cheese

potatoes

sugar

flour

meat




coffee

tomatoes

eggs

jam

an apple



Name: _____

Date: _____

Food and Packaging

- Aims:** 1. To identify the packaging of different food items.
2. To match the packaging words with food items and pictures.

الطالب/ة العزيز/ة، ، هيا نشتر بعض الاطعمة والأشربة من السوق .

I want to buy a

1. jar of

oil



2. packet of

milk



3. carton of

sweets



4. bag of

lemon



5. bottle of

sugar



6. can of

jam



Name: _____

Date: _____

Food & Colours


- Aims:** 1) To join food items to their right colour words.
2) To colour food items.
3) To write a sentence about each food item.

المشارك/ة العزيز/ة ، ، راقب/ي طفلك أثناء .

(١) تصحيح الكلمة مع الصورة المناسبة .


(٢) تلوين الصورة حسب اللون المناسب .

(٣) كتابة جملة مفيدة حول كل صورة كما هو في المثال




orange

Bananas are yellow




yellow

.....

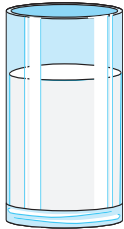


.....



white

.....



brown

.....



green

.....

Name: _____

Date: _____

Vocabulary Groups

Aims: To write three things about each item.

هيا بنا نضع ثلاثة أمثلة لكل عنوان على اليسار .

1. Food

cake

meat

cheese

2. Months

.....

.....

.....

3. Colours

.....

.....

.....

4. Fruit

.....

.....

.....

5. Days

.....

.....

.....

6. Season

.....

.....

.....

7. Weather words

.....

.....

.....

8. Clothes

.....

.....

.....

9. Drinks

.....

.....

.....

10. Numbers

.....

.....

.....

11. Games

.....

.....

.....

12. Parts of the Body

.....

.....

.....

13. Members of family

.....

.....

.....

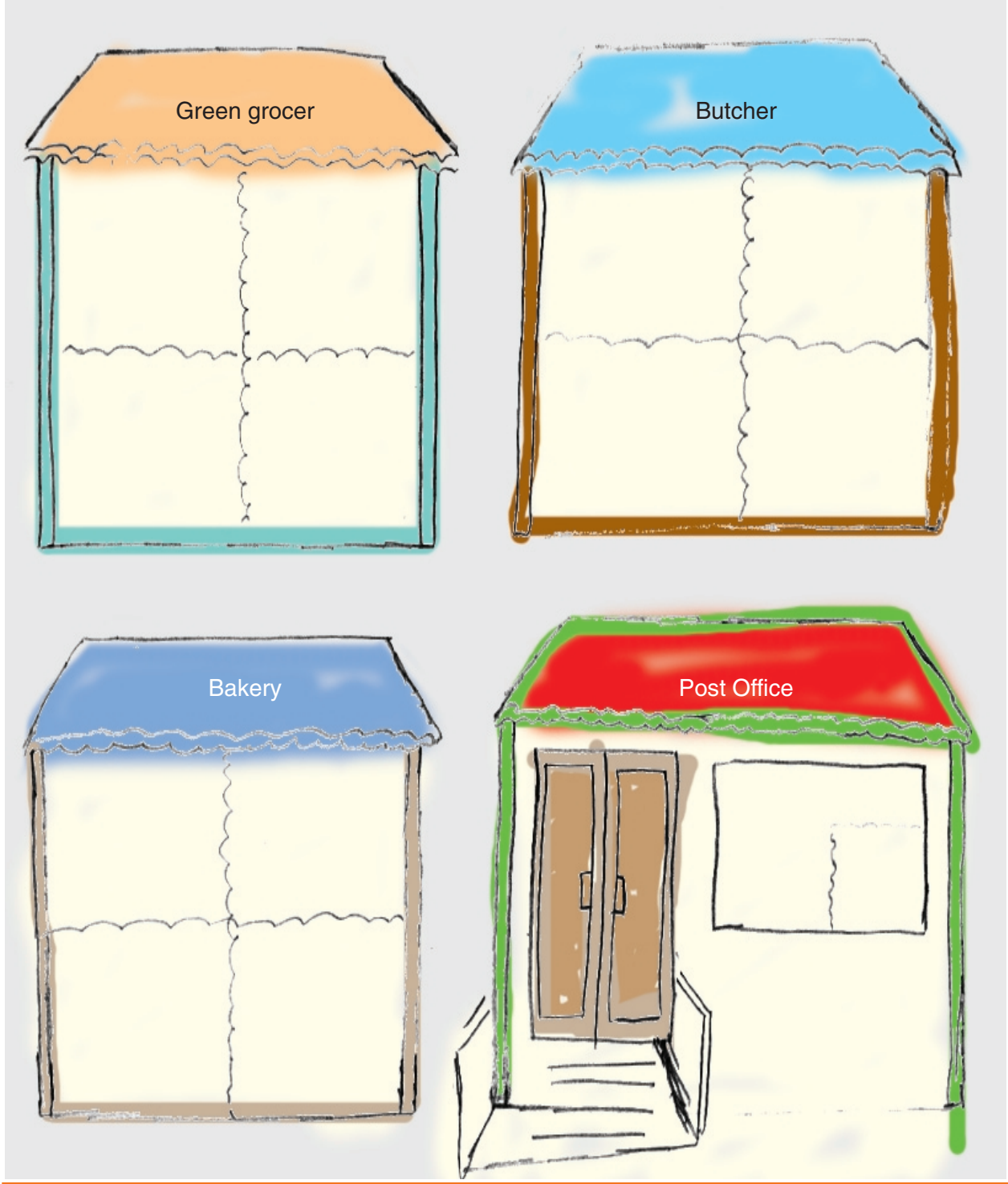
Name: _____

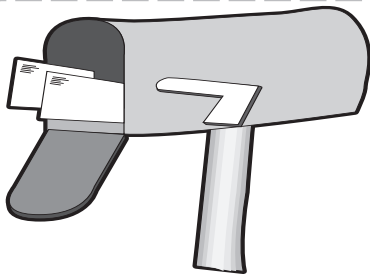


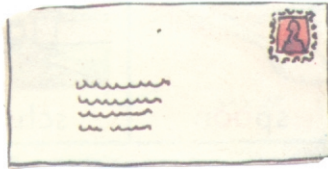
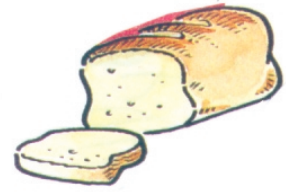
Date: _____

Shopping Places

- Aims:** 1) To recognize vocabulary learned in previous units.
2) To stick picture under the correct heading.

المساعد/ة العزيزة/ة ، مساعد/ ي طفلك في قصّ الصور المرفقة ولصقها تحت العنوان المناسب .






Name: _____

Date: _____

What Should we eat

Aims: To classify things according to the two headings below.

عزيزي/ تي الطالب/ة: صنف/ ي الأغذية حسب العناوين غذاء جيّد و غذاء
لا تكثر من أكله.



apples



fish

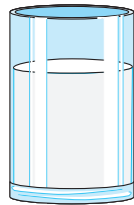



ice-cream



These are good for you


Do not eat too much of these



milk



sweets



biscuits



lettuce

Name: _____

Date: _____

Shopping Around

- Aims:**
- 1) To read a list of food prices.
 - 2) To choose food item considering prices.
 - 3) To form sentences using He can

هيا بنا نساعد «أحمد» في اختيار
الاطعمة المناسبة حسب الأسعار
المطروحة وما يملكه من نقود.

Ahmed has got 40 NIS. He wants to buy some food for his family. He is reading the price list. Let's help him to choose the right food.

Today's prices

1) A litre of milk	5 NIS
2) A kilo of pineapples	15 NIS
3) A packet of biscuit	10 NIS
4) A kilo of tomatoes	3 NIS
5) A jar of jam	10 NIS
6) A kilo of potatoes	3 NIS
7) A bag of rice	25 NIS



- 1) He can buy
- 2)
- 3)
- 4)
- 5)
- 6)

Name: _____

Date: _____

Numbers

- Aims:** 1. To match numbers and word numbers.
2. To write the word numbers.

هيا يا أصحابي نصل كل عدد مع الكلمة الممثلة له ونكتب كلمات الأعداد في مكانها المناسب .

A hundred

fifty

sixty

100

80

40

50

eighty

thirty

70

30

60

ninety

90

20

forty

twenty

seventy

2. Write

34 = Thirty four

39 =


48 =

56 =

78 =

88 =

96 =



Name: _____

Date: _____

Possessive

Aims: To write the correct preposition in each space.

هيا بنا نكمل الفراغات في الجمل المعبرة عن الصور باستخدام حروف الجر.

Fill in each space with :

Below

outside


behind

Inside

In front of

between

1. The bear is the sign.



2. The tiger is the box.



3. The dinosaur is the sign.



4. The clouds are
the butterfly.



5. The clouds are
..... the butterfly



6. The tiger is
the boxes.

Name: _____

Date: _____

Past and Future Planning

- Aims:** 1) To read the diary.
2) To write sentences using the simple past, going to, and the days of the week.

المشارك/ة العزيز/ة، ، ساعد/ي طفلك في إكمال المطلوب .



This week

Last week

1- I'm going to read a story on Saturday.

I went to the garden on Saturday.

2- I'm going to

I on Sunday.

3- I'm going to

I on Monday.

4- I'm going to

I on Tuesday.

5-

6-

7-

Name: _____

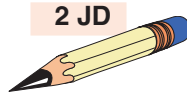
Date: _____

How much

- Aims:** 1) To form questions about prices.
2) To answers the questions using How much.


هيا بنا نسأل ونُجِبْ عن الصور في ورقة العمل كما في المثال المعطى

How much is this pen?



It's 2JD

1) How much



They are

2) How much



They are

3) How much



It's

4) How much



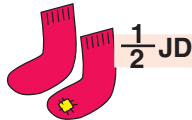
.....

5) How much



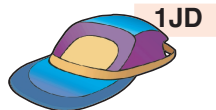
.....

6) How much



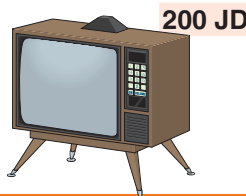
.....

7) How much



.....

8) How much



.....


Name: _____

Date: _____

Fruit Puzzle

Aims: To find each fruit word in the crossword.

هيا بنا نلعب ونحيط كل كلمة تمثل فاكهة بخط مغلق كما في المثال
(تكون الكلمات إما أفقية أو عمودية أو قطرية)



Apple	Olive	Figs	Apricot	Grapes	Strawberry
Mango	Lemon	Pears	Watermelon	dates	Orange

If you do it correctly , I'll give you this present

Name: _____

Date: _____

Story Telling

Aims: To order sentences to make a story according to the sequence of the pictures.

هيا بنا نتعرف قصة الأرنب وأذنيه الطويلتين بالنظر إلى الصور وترتيب الجمل!

The sequence of panels is as follows:

- A lion with a crown.
- A monkey eating a banana, a rabbit, an elephant, and a crocodile.
- A rabbit with a question mark, a lion with a crown, and a rabbit with a question mark.
- A rabbit with the text "I forgot my name" and a question mark.
- A lion with a crown and a rabbit.
- A rabbit with long ears.
- A rabbit with long ears.

- * The rabbit forgot his name.
- * "Lion , monkey, crocodile , rabbit "
- * Once upon a time the king of animals gave names to his animals.
- * He went back to the king and said " I forgot my name!"
- * He forgot his name again.
- * His ears became longer and longer!
- * The lion pulled his ears .

Write the story in the box. أكتب / ي القصة مرتبة داخل الصندوق

Name: _____

Date: _____

Choose**Aims:** To circle the sentence that tells about the picture.

المساعد/ة العزيزة/ة ، ، مساعد/ي طفلك على وضع دائرة حول الاجابة التي تمثل كل صورة

1. a . The boy is eating.
b. The boy is playing.
c. The boy is running.
d. The boy is at the store.



2. a. The dog is out of the box.
b. The dog is in the box.
c. The dog is eating food.
d. The dog is behind the box.



3. a. The girls ride bikes.
b. The girls are asleep.
c. The girls walk to school.
d. The girls are reading books.



4. a. The man is reading.
b. The man has a cat.
c. The man is eating food.
d. The man can write a story.



5. a. The girl has a dog.
b. The girl is jumping rope.
c. The girl is eating cookies.
d. The girl has a new doll.



6. a. The boy is at the store.
b. The boy is at the park.
c. The boy is at school.
d. The boy has a little cat.




Name: _____

Date: _____

Comparisons

Aims: To write the correct form of the adjectives in brackets.

هياً نقارن بين الأشخاص والأشياء بكتابة الصفة بين الأقواس بصيغتها الصحيحة.




1-Ali is than Maha . (tall)



2-The man is than the boy. (strong)



3-The apple is than the pear. (cheap)



4- The plane is than the car. (fast)




5-The yellow shirt is than the white one .



(clean)

6-The ruler is than the pencil. (long)



Name: _____

Date: _____

Picture sentence

Aims: To write the word of the picture on the line.

هيا نساعد ليلي في كتابة الكلمة التي تمثل الصورة

Look at the picture in the sentence. Write the word of the picture on the line.

1) I Love to smell a _____.



2) The _____ is going fast _____.



3) The _____ are purple _____.



4) The _____ is new. _____.



5) The school _____ is red _____.



6) I saw a _____ at the circus _____.



7) The _____ is brown and white _____.



8) The _____ is brown and yellow _____.



9) The _____ is tall and green. _____.



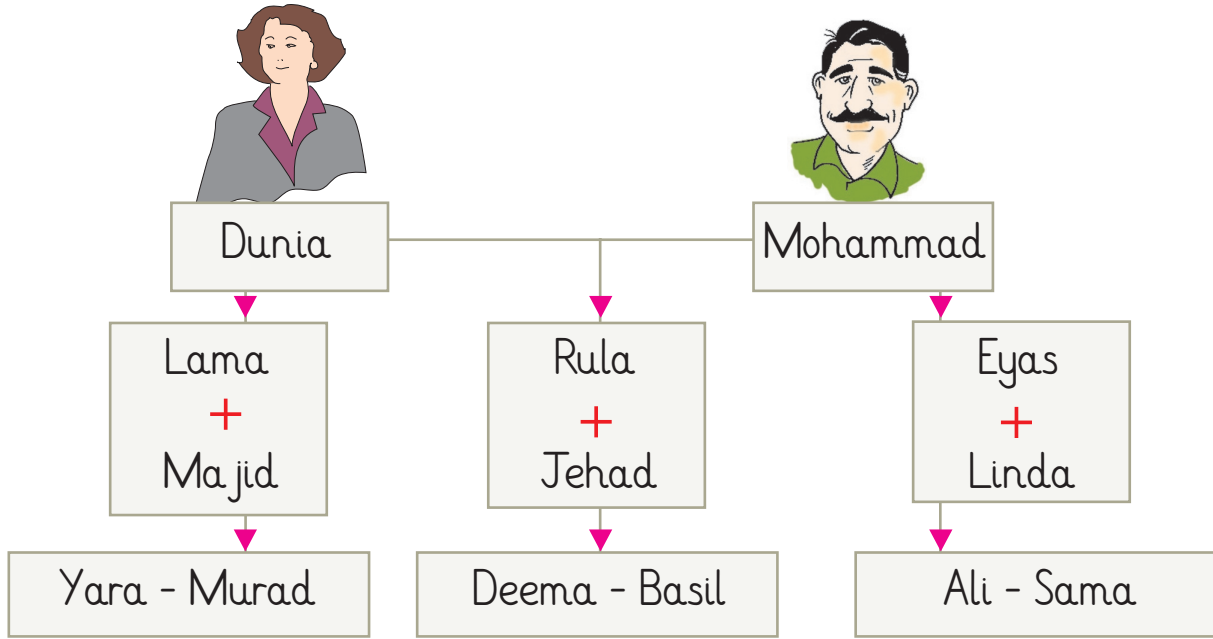
Name: _____

Date: _____

Family Relations

- Aims:** 1. To complete sentences with uncle, aunt, niece, nephew, cousin.
2. To write the names of relatives.

تعرف إلى أقرباء علي ثم اكتب أسماء أقاربك أنت .



Complete the sentences.

- Lama and Rula are sisters.
- Eyas is Rula's brother.
- Ma jid is Lama's Husband.
- Rula is Jehad's wife.
- Yara is Eyas'
- Basil is Lama's
- Ali , Murad ,Deema ,Basil ,Sama and Yara are
- Eyas is Murad's
- Rula is Ali's

About You:

- Your uncle's name is
- Your aunt's name is

Name: _____

Date: _____

Let us count

Aims: To answer the "How many" questions.

هيا نساعد عمنا سامي لمعرفة عدد الكتب التي باعها خلال أسبوع:



Saturday 26

Wednesday 19

Tuesday 39

Thursday 56

Sunday 44

Monday 63

1. How many books did Sami sell last Saturday?

He sold 26 books.

2. How many books did Sami sell last Thursday?

.....

3. How many books did Sami sell last Wednesday?

.....

4. How many books did Sami sell last Tuesday?

.....

5. How many books did Sami sell last Sunday?

.....

6. How many books did Sami sell last Monday?

.....

7. How many books did Sami sell last week?

.....

8. How many books did Sami sell last Friday?

.....

Because

Name: _____

Date: _____

Hidden Words

- Aims:** 1) To find out the hidden words .
2) To write about "my bedroom".

المساعد/ة العزيز/ة ، ،ساعد/ ي طفلك في إيجاد الكلمات الضائعة الموجودة في
المربعات والتي تُمثلُ كلمات لها علاقة بأثاث غرفة النوم والكتابة عن غرفتك :

B	W	K	R	S	O	F	A
O	A	B	H	L	N	M	C
O	R	L	A	X	Y	B	M
K	D	K	A	G	B	E	C
S	R	X	H	M	I	D	H
A	O	T	N	N	P	R	A
S	B	R	U	G	F	C	I
E	E	T	S	B	L	E	R

In my bedroom there is

.....

.....

.....

.....

.....

.....

.....

.....

Name: _____

Date: _____

Adverbs

- Aims:** 1. To choose the correct word.
2. To fill in the spaces with the correct word in brackets.

هيا نساعد دينا في اختيار وكتابة الكلمة الصحيحة من الكلمات الموضوعه في كل قوس لنساعد محمود .


1. Ali is listening carefully to the teacher.
(careful , carefully)



2. Mum's walking to the shops.
(slowly , slow)



3. My father is driving to work
(quick , quickly)



4. Amal is writing her name
in her notebook.
(careful, carefully)



5. Rami is singing in the bath.
(loud , loudly)



Name: _____

Date: _____

Jobs

- Aims:** 1. To answer Samia's questions.
2. To write the career of each person under his picture.

هيا نجب عن أسئلة سامية.



What is he?
What is she?



He's
She's

Driver



Policeman



Doctor



Postman

Baker



Nurse



Painter



Teacher



Name: _____

Date: _____

Seasons of the year

Aims: To name the four seasons of the year

الطالب /ة العزيزة/ة ، أكتب اسم الفصل الذي تمثله الصور ثم أكتب الفصل الذي تفضله





My favourite season is

Name: _____


Date: _____

Weather Forecast

Aims: To match the weather words and pictures.

الطالب/ة العزيز/ة، ، صلِّ كُلَّ جَمَلَةٍ مَعَ الصُّورَةِ الَّتِي تَمَثِّلُهَا.

Match the weather words and pictures.



Name: _____

Date: _____

City Puzzle

- Aims:** 1. To find cities in the crossword.
2. To write the country which each city belongs to.

هيا نساعد سامي في العثور على أسماء المدن في الكلمات المتقاطعة ومن ثم كتابة اسم الدولة التي تقع بها بجانب كل مدينة .



TORONTO

RAFAH

AMMAM

NABLUS

JERUSALEM

PARIS

RAMALLAH

PALESTINE

JENIN

CAIRO

JERICHO

BEIRUT

GAZA

LONDON

Name: _____

Date: _____

Months of the year

- Aims:** 1) To match pictures to the months.
2) To write the months in the correct order.

هيا نصل الأشهر مع الصور ثم نرتب الأشهر ترتيبا صحيحا.



Write the letters of every month in the correct order

فكر ورتب واكتب

- | | | |
|-------------------|---|---------|
| u a r j n y a | = | January |
| r a f u y e r b | = | |
| c r h m a | = | |
| i r l a p | = | |
| y a m | = | |
| n e j u | = | |
| l u y j | = | |
| g u s t a u | = | |
| t e m s e b e r p | = | |
| o o e c b r t | = | |
| e r n e m o b v | = | |
| e r c b e e m d | = | |

Name: _____

Date: _____

Can, Can't**Aims:** To write sentences with can or can't.هيا نكون جملاً باستخدام: **can or can't** معتمدين على الجدول المرفق.

	play football	swim	drive	paint	draw	make a dress
Sami	✓	✓	✗	✗	✓	✗
Deema	✗	✓	✗	✓	✓	✓
Jane	✓	✗	✗	✗	✓	✓
Salwa	✗	✓	✗	✗	✓	✓
Sameera	✓	✗	✗	✓	✗	✗

1. Sami can play football.

2.

3.

4.

5.

6.

7.

8.

9.

10.

Name: _____


Date: _____

Differences

- Aims:** 1) To spot differences.
2) To form sentences about differences using.


Can	can't	there is	there are	there isn't	there aren't
-----	-------	----------	-----------	-------------	--------------

المساعدة/ة العزيزة/ة، ، ساعد/ي طفلك في إيجاد الفروق بين الصورتين وصياغة جمل حول كل صورة باستخدام الكلمات الموجودة في الجدول أعلاه.



Picture A

- I can see a bed.
- There is a
- There are
-
-
-
-



Picture B

- I can't see
- There isn't a
- There aren't
-
-
-
-

Name: _____

Date: _____

Programmes

- Aims:**
1. To read the programme of the center.
 2. To complete the sentences with the correct words.
 3. To write about his favourite programme that s/he wants to attend.

عدنان طفل نشيط يتابع برامج المراكز الثقافية ، فلنراقبه أثناء تعبئة النموذج وأثناء اختياره الفعاليّة التي يفضل حضورها في المركز .

Al Qasaba Center			
Thursday	1 Feb	15:00	Catroons
Saturday	10 Feb	15:30	Action Films
Sunday	18 Feb	10:00	Girl's dancing

Read and complete:

The is at 15:00 on
Thursday

The Action film are at on
.....

The is on Sunday
at



About You

I'd like to go to Al Qasaba Center on
..... at to see
.....

Name: _____

Date: _____

Word Wheel

- Aims:**
1. To recognize greeting words.
 2. To circle greeting words .
 3. To match words and pictures.

هيا نساعد هدى في إيجاد المفردات المتعلقة بتحية الأعياد وتوصيلها مع الصور المناسبة.



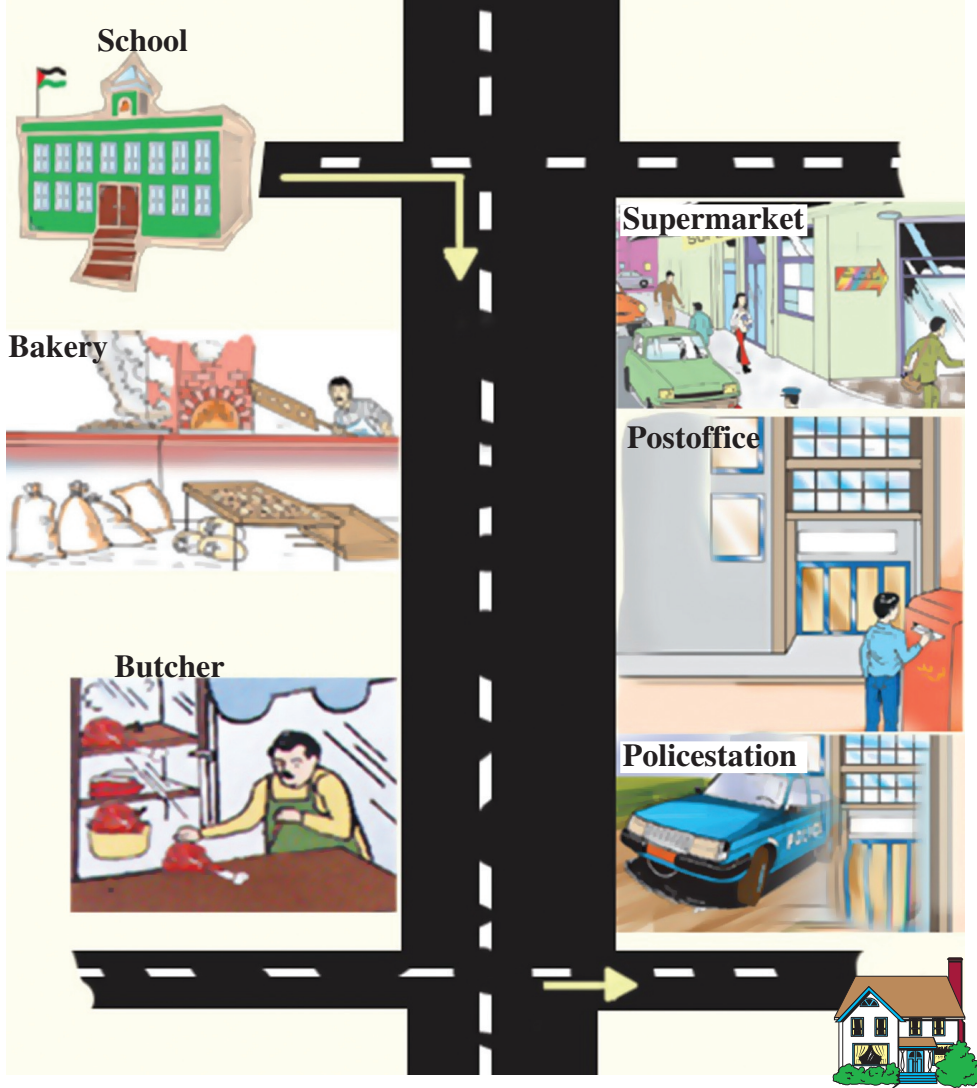
Name: _____

Date: _____

Follow Instructions

- Aims:** 1. To follow given instructions on a map.
2. To draw a line following the instructions.

هيا نتبع التعليمات ونستخدم الخارطة لنعود إلى البيت .



Leave school , go straight forward

Turn right at Asslam Street.

Then walk to the **Policestation**.

Turn left .

Name: _____

Date: _____

The Secret Message

- Aims:** 1. To read letters. 2. To write letters.
3. To read numbers. 4. To decode messages.

المساعد/ة العزيز/ة ، ، مساعد/ي طفلك في فك رموز الجمل الآتية ثم العب معه في تكوين
جمل رمزية اخرى ، شكرا لمساعدتك .

Example :

7 16 15 4 13 15 18 14 9 14 7
g o o d m o r n I n g good morning.

coding

A	B	C	D	E	F	G	H	I	J	K	L	M
1	2	3	4	5	6	7	8	9	10	11	12	13
N	O	P	Q	R	S	T	U	V	W	X	Y	Z
14	15	16	17	18	19	20	21	22	23	24	25	26

Find the secret messages:

6 9 14 5
20 8 1 14 11 19



8 15 23
1 18 5
25 15 21



9
7 8 1 14 11 19



9 20
9 19
3 8 18 9 19 20 13 1 19



Write your secret message now.

.....

Name: _____

Date: _____

Birthday Cards

Aims: To write an invitation birthday card.

زميلتنا منى تُعد بطاقة دعوة لحضور حفل عيد ميلادها، هيّا نساعدتها في كتابة هذه البطاقة.



Name: _____

Date: _____

Postcard

- Aims:** 1) To write a postcard.
2) To draw a picture for the front of the post card.

ذهبنا في رحلة إلى البحر الميت ، هيّا نعدّ بطاقة تتألف من صفحتين نرسم على الأولى صورة البحر الميت وعلى الثانية نكتب رسالة لمعلمنا ومعلمتنا وأصدقائنا

Draw a picture for the front of your postcard. Showing the Dead Sea.

Write a postcard to your teacher and friends, with a short message. Write neatly and clearly

Postcard
